

Symbol



Features

- * Accurate and easy pressure setting.
- * Panel mounting is available.

How to order

UR

02

N

Regulator

Port size

Thread

| | | | |
|----|------|----|------|
| 02 | 1/4" | 06 | 3/4" |
| 03 | 3/8" | 08 | 1" |
| 04 | 1/2" | | |

| | |
|-------|-----|
| Blank | PS |
| N | NPT |

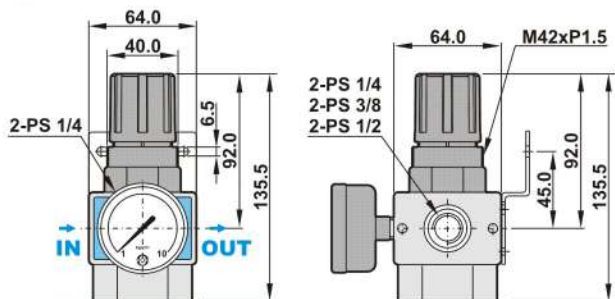


Specifications

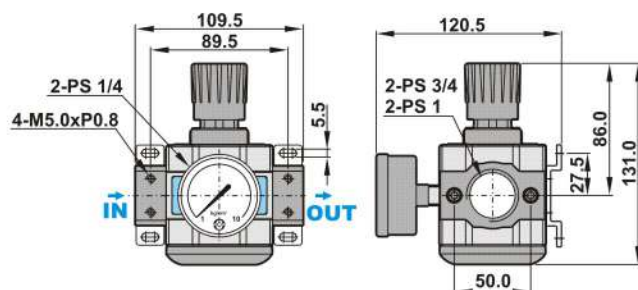
| Model | UR-02 | UR-03 | UR-04 | UR-06 | UR-08 |
|--|---|-------|-------|-------|-------|
| Port size | 1/4" | 3/8" | 1/2" | 3/4" | 1" |
| Fluid | Compressed air | | | | |
| Regulator construction | Piston | | | | |
| Body material | Aluminum die-cast | | | | |
| Operating pressure range | 0.5 ~ 10 kgf/cm ² | | | | |
| Max. inlet pressure | 15 kgf/cm ² | | | | |
| Max. flow rate l/min (6kgf/cm ²) | 2100 | 2130 | 2750 | 8000 | 8500 |
| Ambient temperature | -10°C ~ 60°C | | | | |
| Net weight | 740g | 730g | 720g | 1250g | 1240g |
| Accessories | Pressure gauge, Mounting bracket, Plug, Screw x 4 | | | | |

Dimensions

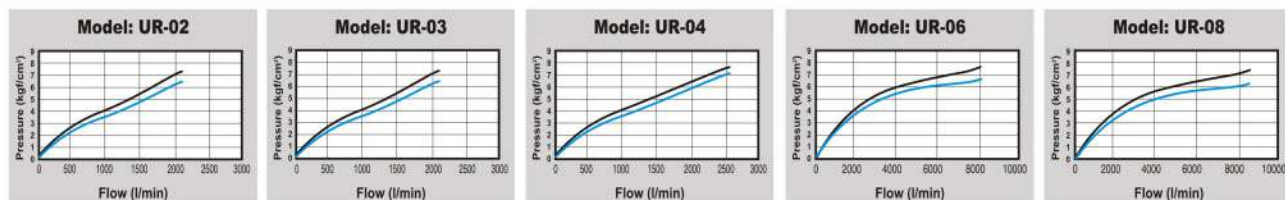
UR-02, 03, 04



UR-06, 08



Flow chart



Note: X axis: Flow, Y axis: Pressure, Blue line (P0) = Outlet pressure, Black line (P1) = Inlet pressure, P1-P0 = Pressure range